


THE HEARTBEAT *of* HOMES.



 **BAJAJ**  
*Inspiring Trust*



Bajaj Appliances has been an integral part of Indian households for the last 77 years. Our commitment in providing quality products at affordable prices has led to the brand growing from strength to strength. This has been achieved by an extensive network, sourcing and logistical advantages, uncompromising dedication and a constant effort to innovate. An extensive range of domestic appliances to suit every need makes life a lot easier for everyone involved. Providing a happier home is where the Bajaj heart is.









# *Contents*

---

## **Irons**

<i>Steam Irons</i>	1
<i>Dry Irons</i>	5

## **Coolers**

<i>Desert Coolers</i>	11
<i>Window Coolers</i>	15
<i>Personal Coolers</i>	16

## **Water Heaters**

<i>Storage Water Heaters</i>	20
<i>Instant Water Heaters</i>	23
<i>Gas Water Heaters</i>	25

## **Room Heaters**

<i>Oil Filled Radiators (OFRS)</i>	26
<i>Blower/Fan Heaters</i>	31
<i>PTC Room Heaters</i>	34
<i>Halogen Heaters</i>	36
<i>Carbon Radiant Room Heaters</i>	37
<i>Radiant Room Heaters</i>	37

<b>Emergency Lights</b>	39
-------------------------	----



# IRONS

MX 30

## Steam Irons

- 1840 W for instant heating
- Non-stick coated sole plate for easy glide
- Self-cleaning facility for a longer life
- 300ml water tank capacity for more clothes per ironing
- Anti-drip facility to prevent water leakage at any temperature
- 14gms to 16gms/minute of steam output
- Powerful steam of 0.7 to 0.8gm/burst & water spray facility for stubborn creases
- 21 steam vents for uniform steam distribution
- Anti-calc facility to avoid clogging of pores
- 360° swivel cord for easy manoeuvring & longer cord life
- 2 year warranty



## MX 25

---

- 1250 W for instant heating
- Non-stick coated sole plate for easy glide
- Self-cleaning facility for a longer life
- 330ml water tank capacity for more clothes per ironing
- Anti-drip facility to prevent water leakage at any temperature
- 9gms to 12gms/minute of steam output
- Powerful steam of 0.8 to 0.9gm/burst & water spray facility for stubborn creases
- 23 steam vents for uniform steam distribution
- Anti-calc facility to avoid clogging of pores.
- 360° swivel cord for easy manoeuvring & longer cord life
- 2 year warranty



## MX 8

---

- 1200 W for instant heating
- 30% extra long cord
- Non-stick coated sole plate for easy gliding on clothes
- Vertical ironing to cater to hanging clothes/curtains
- Variable steam output to cater to different types of clothes
- 10gms to 14gms/minute of steam output
- Powerful steam of 0.7 to 0.8gm/burst
- 19 steam vents for uniform steam distribution
- Water spray facility for stubborn creases
- Can work as a dry iron
- Self-cleaning facility for a longer life
- Approved by BIS (ISI Marked)



## MX 7

---

- 1200 W for instant heating
- Non-stick coated sole plate for easy glide
- Vertical ironing to cater to hanging clothes/curtains
- 15 steam vents for uniform steam distribution
- Variable steam output to cater to different types of clothes
- 9gms to 12gms/minute of steam output
- Powerful steam of 0.6 to 0.7gm/burst & water spray facility for stubborn creases
- 15 steam vents for uniform steam distribution
- Can work as a dry iron
- Lightweight, cool-touch body with comfortable grip
- Self-cleaning facility for a longer life
- Approved by BIS (ISI Marked)



## MX 4

---

- 1250 W for quick heating
- Non-stick coated sole plate for easy glide
- Vertical ironing to cater to hanging clothes/curtains
- Variable steam output to cater to different types of clothes
- 10gms to 14gms/minute of steam output
- water spray facility for stubborn creases
- 23 steam vents for uniform steam distribution
- Light weight, cool touch body with comfortable rubber grip
- Self-cleaning facility for a longer life
- 360° swivel cord to reach all corners of the cloth
- 180ml water tank
- Safety plus: thermal fuse
- Approved by BIS (ISI Marked)





## MX 20

---

- 1200 W for instant heating
- Non-stick coated sole plate for easy glide
- Vertical ironing to cater to hanging clothes/curtains
- Variable steam output to cater to different types of clothes
- Powerful burst of steam for tough creases
- 19 steam vents for uniform steam distribution
- Water spray facility for stubborn creases
- Can work as a dry iron
- Self-cleaning facility for a longer life
- Approved by BIS (ISI Marked)



SAFETY  
THERMAL  
FUSE



LIGHT  
WEIGHT



360  
SWIVEL  
CORD



## MX 15

---

- 1200 W for quick heating
- Non-stick coated sole plate for easy glide on clothes
- International design
- Vertical ironing to cater to hanging clothes/curtains
- Variable steam output to cater to different types of clothes
- Powerful steam burst & water spray facility for tough creases
- Can work as a dry iron
- Light weight, cool touch body with comfortable rubber grip
- Self-cleaning facility for a longer life
- 360° swivel cord to reach all corners of the cloth
- Safety plus: thermal fuse
- 170ml translucent water tank
- Made in India
- Approved by BIS (ISI Marked)



SAFETY  
THERMAL  
FUSE



LIGHT  
WEIGHT



360  
SWIVEL  
CORD



## MAJESTY ONE

## Dry Irons

- Colour of coating - Golden
- Unique glide edge technology for hassle-free reverse ironing
- 1000 W for quick heating
- 25% extra long cord - for a convenient ironing experience
- Fabric selection knob - for customized heating options
- 2 way LED indicator
- Non-stick coated golden colour sole plate
- 360° swivel cord
- 2 year warranty
- Ergonomically designed comfortable hand grip.
- Safety plus: Thermal fuse
- Approved by BIS (ISI Marked)
- Free silicon mat



## ESTEELA

- Colour of coating - Golden
- "American Heritage" Teflon coating on soleplate from Dupont, USA for easy glide
- Cool-touch body
- Ergonomically designed comfortable hand grip
- Approved by BIS (ISI Marked)



## DX 8

---

- Colour of coating - Golden
- "American Heritage" Teflon coating on soleplate from Dupont, USA for easy glide
- Cool-touch body



## DX 7

---

- Colour of coating - Golden
- "American Heritage" Teflon coating on soleplate from Dupont, USA for easy glide
- Approved by BIS (ISI Marked)



## NEW DX 4

---

- Colour of coating - Black
- "American Heritage" Teflon coating on soleplate from Dupont, USA for easy glide
- Approved by BIS (ISI Marked)



SAFETY  
THERMAL  
FUSE



## DX 11

---

- Colour of coating - Black
- "American Heritage" Teflon coating on soleplate from Dupont, USA for easy glide
- Heavyweight
- Approved by BIS (ISI Marked)



SAFETY  
THERMAL  
FUSE



## POPULAR

---

- Colour of coating - Black
- 1000 W
- "American Heritage" Teflon coating on soleplate from dupont, USA for easy glide
- Approved by BIS (ISI Marked)



SAFETY  
THERMAL  
FUSE



LIGHT  
WEIGHT



## POPULAR

---

- Colour of coating - Black
- 750 W
- "American Heritage" Teflon coating on soleplate from dupont, USA for easy glide
- Approved by BIS (ISI Marked)



SAFETY  
THERMAL  
FUSE



LIGHT  
WEIGHT



## POPULAR PLUS

---

- Colour of coating - Black
- Superior classic soleplate coating from Dupont, USA for easy glide
- Approved by BIS (ISI Marked)



SAFETY  
THERMAL  
FUSE



## DX 2

---

- Colour of coating - Black
- "American Heritage" Teflon coating on soleplate from Dupont, USA for easy glide
- Non-stick coated sole plate
- Extra lift at the back for easy gliding on clothes
- Cool-touch handle with comfortable grip
- Approved by BIS (ISI Marked)



SAFETY  
THERMAL  
FUSE



## DHX 9

---

- Colour of coating - Golden
- "American Heritage" Teflon coating on soleplate from Dupont, USA for easy glide
- Heavyweight
- Approved by BIS (ISI Marked)



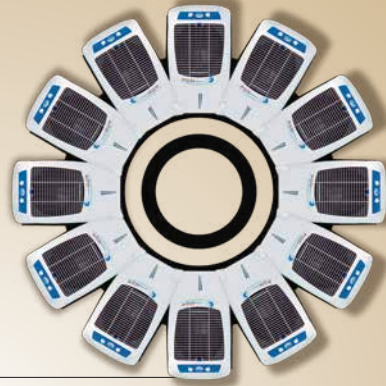
## AUTO STANDARD

---

- Colour of coating - Nickle & Chrome
- Heavyweight iron
- Copper, nickel & chrome-plated mirror finish sole plate



# COOLERS



## DC 2016 GLACIER

- Powerful mega size cooler with international styling
- Mega water tank capacity - 67L for longer cooling with continuous water supply system
- Powerful air flow with air delivery of 5800 cubic meter/hr. (peak), 3500 cubic metres/hr. (average)
- Large cooling capacity of 750 sq.ft. with powerful air throw of 90 ft.
- Ideal for big halls, banks, offices and restaurants
- Made of attractive, corrosion-free engineering and thermoplastic material for durable performance

## Desert Coolers



Length	Width	Height
640mm	550mm	1110mm



**3**  
WAY  
SPEED  
CONTROL



**WORKS ON  
INVERTER**



**BED LEVEL  
AIR THROW**



**QUIET  
PERFORMANCE**



**FOUR WAY  
AIR  
DEFLECTION**



**CASTER  
WHEELS  
FOR EASY  
MOBILITY**



**SURROUND  
COOLING**



## DC 70 DLX

- Latest state-of-the-art design with ultra modern look
- Powerful air flow with air delivery of 5600 cubic meter/hr. (peak), 3300 cubic metres/hr. (average)
- Large water tank capacity - 70L with continuous water supply system
- Large cooling capacity of 600 sq.ft. with powerful air throw of 80 ft.
- Corrosion-free, thermally re-engineered plastic body
- Ideal for big halls, banks, offices & restaurants



Length	Width	Height
640mm	470mm	1025mm



## DC 2015 ICON

- Unique iconic design and styling with optional colour trim
- Large water tank capacity - 43L for longer cooling with continuous water supply system
- Powerful air flow with air delivery of 4000 cubic meter/hr. (peak), 3000 cubic metres/hr. (average)
- Large cooling capacity of 600 sq.ft. with powerful air throw of 50 ft.
- Special wood wool evaporative pads
- Suitable for dry and arid climates. Ideal for big halls, banks, offices & restaurants
- Made of attractive, corrosion-free engineering and thermoplastic material for durable performance



Length	Width	Height
570mm	400mm	1090mm



## DC 2015 ICON DIGITAL

- Remote control, ergonomically configured digital control panel & inbuilt memory function
- If the cooler is switched off by control buttons or by power cuts, all the previous settings except timer remain active/functional, when switched on again
- Timer 1hr., 2hr. & 8hr.
- Unique iconic design and styling with optional colour trim
- Large water tank capacity - 43L for longer cooling with continuous water supply system
- Powerful air flow with air delivery of 4000 cubic meters/hr. (peak), 3000 cubic metres/hr. (average)
- Large cooling capacity of 600 sq.ft. with powerful air throw of 50 ft.
- Special wood wool evaporative pads
- Suitable for dry and arid climates. Ideal for big halls, banks, offices & restaurants
- Made of attractive, corrosion-free engineering and thermoplastic material for durable performance



Length	Width	Height
570mm	400mm	1090mm



3 WAY  
SPEED  
CONTROL



WORKS ON  
INVERTER



BED LEVEL  
AIR THROW



QUIET  
PERFORMANCE



FOUR WAY  
AIR  
DEFLECTION



CASTER  
WHEELS  
FOR EASY  
MOBILITY

## DC 55 DLX

- Sleek and stylishly designed desert cooler
- Large water tank capacity - 54L up to brim with continuous water supply system
- Powerful air flow with air delivery of 4900 cubic meter/hr. (peak), 3200 cubic metres/hr. (average)
- Large cooling capacity of 600 sq.ft. with powerful air throw of 70 ft.
- ChillTrap technology
- Four way air deflection
- Castor wheels for easy mobility
- Made of attractive, corrosion-free engineering and thermoplastic material for durable performance



Length	Width	Height
630mm	400mm	1,115mm



3 WAY  
SPEED  
CONTROL



WORKS ON  
INVERTER



BED LEVEL  
AIR THROW



QUIET  
PERFORMANCE



FOUR WAY  
AIR  
DEFLECTION



CASTER  
WHEELS  
FOR EASY  
MOBILITY

## PX 100 DC

- *Unique iconic design and styling with optional colour trim*
- *Powerful air flow with air delivery of 4000 cubic meters/hr. (peak), 3000 cubic metres/hr. (average)*
- *Large water tank capacity - 43L for longer cooling with continuous water supply system*
- *Powerful air throw of 50 ft. with cooling capacity of 600 sq.ft.*
- *Special wood wool evaporative pads*
- *Suitable for dry and arid climates.*
- *Ideal for big halls, banks, offices & restaurants*
- *Made of attractive, corrosion-free engineering and thermoplastic material for durable performance*



Length	Width	Height
570mm	400mm	1090mm



3 WAY  
SPEED  
CONTROL



WORKS ON  
INVERTER



BED LEVEL  
AIR THROW



QUIET  
PERFORMANCE



FOUR WAY  
AIR  
DEFLECTION



CASTER  
WHEELS  
FOR EASY  
MOBILITY

## PX 93 DC DLX

- *Stylish desert cooler with ultra-modern look*
- *Powerful air flow with air delivery of 5500 cubic meters/hr. (peak), 3300 cubic metres/hr. (average)*
- *Large water tank capacity - 48L with continuous water supply system*
- *Powerful air throw of 80 ft. with cooling capacity of 600 sq.ft.*
- *Powerful aerodynamic air delivery*
- *Honeycomb cooling media*
- *Ideal for big halls, banks, offices & restaurants*
- *Made of attractive, corrosion-free engineered and thermoplastic material for durable performance*



Length	Width	Height
650mm	545mm	905mm



3 WAY  
SPEED  
CONTROL



FOUR WAY  
AIR  
DEFLECTION



CASTER  
WHEELS  
FOR EASY  
MOBILITY

## MD 2020

- Sturdy design, corrosion-free, thermally re-engineered plastic body
- Large water tank capacity - 54L with continuous water supply system
- Powerful air flow with air delivery of 3600 cubic meters/hr. (peak), 1800 cubic metres/hr. (average)
- Large cooling capacity of 400 sq.ft. with powerful air throw of 80 ft.
- Ideal for living rooms, bedrooms & offices

Length	Width	Height
655mm	545mm	565mm

## Window Coolers



## SB 2003

- Compact/sleek looks, and corrosion-free, thermally re-engineered plastic body
- Large water tank capacity - 32L
- Powerful air flow with air delivery of 1750 cubic meters/hr. (peak), 1200 cubic metres/hr. (average)
- Powerful air throw of 50 ft. with cooling capacity of 200 sq.ft.
- Auto water level controller

Length	Width	Height
560mm	500mm	410mm



## TC 2007

# Personal Coolers

- Latest state-of-the-art design, sleek and all new ultra modern looks
- Powerful air flow with air delivery of 2800 cubic meters/hr. (peak), 1500 cubic metres/hr. (average)
- Large water tank capacity - 37L
- Easy to read water level indicator
- Dust protection screen
- Corrosion-free, thermally re-engineered plastic body
- Suitable for all climates and coastal regions
- Ideal for bedrooms & offices

Length	Width	Height
465mm	308mm	840mm



## FRIO

- Powerful air flow with air delivery of 2600 cubic meters/hr. (peak), 1000 cubic metres/hr. (average)
- Large water tank capacity - 21L up to brim - 23L
- Powerful air throw of 30 ft. with cooling capacity of 150 sq.ft.
- Auto water level indicator
- Drain plug
- Ice box top water inlet & ice chamber
- Honeycomb cooling media, easy removable pads

Length	Width	Height
445mm	340mm	780mm



## TC 2008

- Latest state-of-the-art design, sleek & all new ultra modern looks
- Powerful air flow with air delivery of 1900 cubic meters/hr. (peak), 1400 cubic metres/hr. (average)
- Powerful air throw of 50 ft.
- Large water tank capacity - 26L
- Easy to read water level indicator
- Made of attractive, corrosion-free engineering and thermoplastic material for durable performance
- Suitable for all climates and coastal regions
- Ideal for bedrooms & offices

Length	Width	Height
390mm	390mm	1000mm



## PC 2012

- Unique oval design and international styling
- Powerful air flow with air delivery of 2040 cubic meters/hr. (peak), 1200 cubic metres/hr. (average)
- Water tank capacity - 20L
- Easy to read water level indicator
- Made of attractive, corrosion-free engineering thermoplastic material for durable performance
- Suitable for all climates and coastal regions
- Ideal for bedrooms & offices

Length	Width	Height
450mm	400mm	900mm



## PC 2000 DLX

- Latest state-of-the-art design, sleek and all new ultra modern looks
- Powerful air flow with air delivery of 1500 cubic meters/hr. (peak), 800 cubic metres/hr. (average)
- Large water tank capacity - 15L
- Easy to read water level indicator
- Humidity control valve
- Made of attractive, corrosion-free engineering and thermoplastic material for durable performance
- Suitable for all climates and coastal regions
- Ideal for bedrooms & offices



Length	Width	Height
455mm	420mm	655mm



**3** WAY  
SPEED  
CONTROL



**WORKS ON**  
INVERTER



**QUIET**  
PERFORMANCE



**FOUR WAY**  
AIR  
DEFLECTION



**CASTER**  
WHEELS  
FOR EASY  
MOBILITY

## PCF 25 DLX

- Powerful air flow with air delivery of 1100 cubic meters/hr. (peak), 1300 cubic metres/hr. (average)
- Large water tank capacity - 20L up to brim - 24L
- Powerful air throw of 18 ft. with cooling capacity of 150 sq.ft.
- Auto water level indicator
- Drain plug
- Back water inlet
- Honeycomb cooling media, easy removable pads



Length	Width	Height
390mm	370mm	710mm



**3** WAY  
SPEED  
CONTROL



**WORKS ON**  
INVERTER



**FOUR WAY**  
AIR  
DEFLECTION



**CASTER**  
WHEELS  
FOR EASY  
MOBILITY

## PX 97 TORQUE

- Low noise all season air cooler with fan
- Powerful air flow with air delivery of 2000 cubic meters/hr. (peak), 1300 cubic metres/hr. (average)
- Large water tank capacity - 36L
- Powerful air throw of 30 ft. with cooling capacity of 150 sq.ft.
- Honeycomb cooling media
- Powerful three side surround cooling
- Made of attractive, corrosion-free engineering and thermoplastic material for durable performance
- Ideal for bedrooms & offices



Length	Width	Height
455mm	435mm	820mm



## PX 96 PCR

- Unique oval design and international styling with remote
- 7 hrs. timer
- Powerful air flow with air delivery of 2040 cubic meters/hr. (peak), 1200 cubic metres/hr. (average)
- Large water tank capacity - 20L
- Powerful air throw of 25 ft. with cooling capacity of 150 sq.ft.
- Easy to read water level indicator
- Made of attractive, corrosion-free engineering and thermoplastic material for durable performance
- Suitable for all climates and coastal regions
- Ideal for bedrooms & offices



Length	Width	Height
450mm	400mm	900mm





# WATER HEATERS



## CALENTA DIGI

## Storage Water Heaters

- Available in 15L and 25L variants
- Suitable for high-rise buildings
- Adjustable thermostat
- Seven segment digital LED Display
- Intelligent timer to pre-set the heat up time
- IPX4 waterproof grade technology

	Height	Width	Length
15L	380mm	380mm	312mm
25L	455mm	455mm	388mm



## CALENTA

- Available in 6L, 10L, 15L, and 25L variants
- Ergonomically styled plastic body
- Unique temperature indicator dial
- 2000 W model
- Suitable for high-rise buildings (8 Bar)
- Adjustable thermostat
- Magnesium anode for extra protection from corrosion and leakage

	Height	Width	Length
6L	405mm	258mm	263mm
10L	382mm	329mm	334mm
15L	482mm	333mm	339mm
25L	550mm	375mm	383mm



## SHAKTI GPV

- Available in 10L, 15L, and 25L variants
- 2000 W model
- Suitable for high-rise buildings (8 Bar)
- Rust proof external body
- Adjustable thermostat
- Magnesium anode for extra protection from corrosion and leakage
- Unique temperature indicator dial

	Height	Width	Length
10L	415mm	325mm	345mm
15L	515mm	325mm	345mm
25L	615mm	370mm	390mm



## CALDIA

- Available in 6L, 10L, 15L, and 25L variants
- 2000 W model
- Suitable for high-rise buildings (8 Bar)
- Ergonomically styled plastic body
- Rust proof external body
- Fire retardant cable
- Alluring design
- Special anti-corrosion protection device
- Multiple safety systems

	Height	Width	Length
6L	400mm	275mm	288mm
10L	448mm	322mm	347mm
15L	520mm	322mm	347mm
25L	585mm	372mm	397mm



## NEW SHAKTI

- Available in 10L, 15L, and 25L variants
- 2000 W model
- Suitable for high-rise buildings (8 Bar)
- Powder coated metal body
- Adjustable thermostat
- Magnesium anode for extra protection from corrosion and leakage
- Unique temperature indicator dial

	Height	Width	Length
10L	361mm	315mm	335mm
15L	461mm	315mm	335mm
25L	523mm	361mm	383mm



## MAJESTY HORIZONTAL

- Available in 10L, 15L, and 25L variants
- 2000 W model
- Suitable for high-rise buildings (8 Bar)
- Ergonomically styled plastic body
- Rust proof external body
- PUF Insulation
- Convertible from wall mounting to floor mounting
- Right wall / Left wall mounting options

	Height	Width	Length
10L	315mm	510mm	330mm
15L	315mm	655mm	330mm
25L	315mm	935mm	330mm



## FLORA

## Instant Water Heaters

- Available in 1L and 3L variants
- Available in 3 kW and 4.5 kW rating
- Fire retardant cable
- Corrosion proof thermoplastic external body
- Efficient heating element for longer life
- Neon indicator for 'power on' and 'heating function'
- Multiple safety systems
- Suitable for high-rise buildings
- ISI approved

	Height	Width	Length
1L	335mm	200mm	180mm
3L	388mm	151mm	151mm



## MAJESTY

- Available in 1L and 3L variants
- Available in 3 kW and 4.5 kW rating
- High impact resistant engineered plastic body
- Efficient heating element for longer life
- Neon indicator for 'power on' and 'heating function'
- Multiple safety systems
- Suitable for high-rise buildings
- ISI approved

	Height	Width	Length
1L	336mm	162mm	162mm
3L	370mm	202mm	202mm



## DUPLA

- Pre-coated steel body
- Advanced combustion technology for best thermal efficiency
- Burner setting facility to save energy
- Thick heat exchanger made of copper
- Adjustable regulating knob for water flow/gas intensity
- Flame failure protection device
- Dry heat protection
- Thick heat copper exchanger

	Height	Width	Length
6L	440mm	300mm	130mm

## Gas Water Heaters



## DUETTO

---

- Pre-coated steel body
- Advanced combustion technology for best thermal efficiency
- Burner setting facility to save energy
- Thick heat copper exchanger
- Auto ignition
- Overheat protection cut-off
- Inlet water flow sensor
- Dry heat protection



	Height	Width	Length
6L	470mm	130mm	295mm



# ROOM HEATERS



## *MAJESTY OFR RH 11F Plus*

## *OFRs*

- 11 fins with three heat settings: 1000 W / 1500 W / 2500 W
- With 400 W PTC ceramic fan heater, fan heater for faster heating
- International design and styling
- Adjustable thermostat for desired temperature
- Noiseless operation
- Caster wheels for easy mobility
- Cord winder
- Built-in handle
- Quadra safety assurance
  - Thermostat
  - Manual thermal cutout
  - Auto thermal cutout
  - Safety tilt switch to safeguard against improper installation



## MAJESTY OFR RH 9F Plus

---

- 9 fins with three heat settings:  
800 W / 1200 W / 2000 W
- With 400 W PTC ceramic fan heater, fan heater for faster heating
- International design and styling
- Adjustable thermostat for desired temperature
- Noiseless operation
- Caster wheels for easy mobility
- Cord winder
- Built-in handle
- Quadra safety assurance
  - Thermostat
  - Manual thermal cutout
  - Auto thermal cutout
  - Safety tilt switch to safeguard against improper installation



## MAJESTY OFR RH 9 Plus

---

- Three heat settings: 800 W / 1200 W / 2000 W
- Power ON neon indicator
- International design and styling
- Adjustable thermostat for desired temperature
- Noiseless operation
- Caster wheels for easy mobility
- Cord winder
- Built-in handle
- Quadra safety assurance
  - Thermostat
  - Manual thermal cutout
  - Auto thermal cutout
  - Safety tilt switch to safeguard against improper installation





### MAJESTY OFR 13F (RH13F)

---

- 13 fins with three heat settings:  
1000 W / 1500 W / 2500 W
- With 400 W PTC ceramic fan heater fan for faster heating
- Adjustable thermostat for desired temperature
- Noiseless operation
- Caster wheels for easy mobility
- Quadra safety assurance
  - Thermostat
  - Safety tilt switch for proper installation
  - Manually reset thermal cutout
  - Auto-reset thermal cutout
- Approved by BIS (ISI Marked)



### MAJESTY OFR 13 (RH13)

---

- 13 fins with three heat settings:  
1000 W / 1500 W / 2500 W
- Adjustable thermostat for desired temperature
- Noiseless operation
- Caster wheels for easy mobility
- Quadra safety assurance
  - Thermostat
  - Safety tilt-switch for proper installation
  - Manually reset thermal cutout
  - Auto-reset thermal cutout
- Approved by BIS (ISI Marked)



## MAJESTY OFR 11F (RH11F)

---

- 11 fins with three heat settings:  
1000 W / 1500 W / 2500 W
- With 400 W PTC ceramic fan heater fan for faster heating
- Adjustable thermostat for desired temperature
- Noiseless operation
- Caster wheels for easy mobility
- Quadra safety assurance
  - Thermostat
  - Safety tilt switch for proper installation
  - Manually reset thermal cutout
  - Auto reset thermal cutout
- Approved by BIS (ISI Marked)



## MAJESTY OFR 11 (RH11)

---

- 11 fins with three heat settings:  
1000 W / 1500 W / 2500 W
- Adjustable thermostat for desired temperature
- Noiseless operation
- Caster wheels for easy mobility
- Quadra safety assurance
  - Thermostat
  - Safety tilt switch for proper installation
  - Manually reset thermal cutout
  - Auto-reset thermal cutout
- Approved by BIS (ISI Marked)



### MAJESTY OFR 9F (RH9F)

---

- 9 fins with three heat settings:  
800 W / 1200 W / 2000 W
- With 400 W PTC ceramic fan heater fan for faster heating
- Adjustable thermostat for desired temperature
- Noiseless operation
- Caster wheels for easy mobility
- Quadra safety assurance
  - Thermostat
  - Safety tilt switch for proper installation
  - Manually reset thermal cutout
  - Auto-reset thermal cutout
- Approved by BIS (ISI Marked)



### MAJESTY OFR 9 (RH9)

---

- 9 fins with three heat settings:  
800 W / 1200 W / 2000 W
- Adjustable thermostat for desired temperature
- Noiseless operation
- Caster wheels for easy mobility
- Quadra safety assurance
  - Thermostat
  - Safety tilt switch for proper installation
  - Manually reset thermal cutout
  - Auto-reset thermal cutout
- Approved by BIS (ISI Marked)



## MAJESTY RX11

# Blower/Fan Heaters

- Two heat settings: 1000 W / 2000 W
- Adjustable thermostat for desired temperature
- Triple safety assurance
  - Thermostat
  - Auto thermal cutout
  - Thermal fuse
- Approved by BIS (ISI Marked)



## MAJESTY RX10

- Two heat settings: 1000 W / 2000 W
- Adjustable thermostat for desired temperature
- Two-way installation
  - Vertical
  - Horizontal
- Triple safety assurance
  - Thermostat
  - Auto thermal cutout
  - Thermal fuse
- Approved by BIS (ISI Marked)



## MAJESTY RX8 HEAT CONVECTOR

---

- Two heat settings: 1000 W / 2000 W
- Cool-touch handle for easy mobility
- Adjustable height
- Adjustable thermostat for desired temperature
- Dual safety assurance
  - Thermostat
  - Automatic thermal safety cutout
- Approved by BIS (ISI Marked)



## MAJESTY RX7

---

- Three heat settings: 600 W / 1200 W / 2000 W
- Cool-touch handle for easy mobility
- Adjustable height
- Automatic thermal safety cutout
- Approved by BIS (ISI Marked)



## MAJESTY RFX 2

---

- Two heat settings: 1000 W / 2000 W
- Cool-touch body
- Quadra safety assurance
  - Thermostat
  - Safety tilt switch for proper installation
  - Manually reset thermal cutout
  - Auto-reset thermal cutout
- Approved by BIS (ISI Marked)



## MAJESTY RFX 1

---

- Two heat settings: 1000 W / 2000 W
- Adjustable thermostat for desired temperature
- Dual-purpose: heater in winter and personal fan in summer
- Cool-touch housing
- Quadra safety assurance
  - Thermostat
  - Safety tip against tilting
  - Auto thermal cutout
  - Thermal Fuse



## BLOW HOT

- Two heat settings: 1000 W / 2000 W
- Automatic thermal cutout for safety
- Approved by BIS (ISI Marked)



\*The image used is for representation purpose only, actual product may vary.

## MAJESTY RPX7 PTC

- PTC technology for lower power consumption
- Two heat settings: 1000 W / 2000 W
- Adjustable thermostat for desired temperature
- Wall mount unit
- Triple safety assurance
  - Thermostat
  - Thermal cutout
  - Thermal fuse
- Approved by BIS (ISI Marked)

## PTC Room Heaters



## MAJESTY RPX16 PTC

---

- PTC technology for lower power consumption
- Two heat settings: 1000 W / 1800 W
- Adjustable thermostat for desired temperature levels
- Neon indicator for power and heating
- Quadra safety assurance
  - Thermostat
  - Thermal cutout
  - Thermal fuse
  - Safety tilt switch for proper installation
- Approved by BIS (ISI Marked)



## MAJESTY RPX15 PTC

---

- PTC technology for lower power consumption
- Two heat settings: 900 W / 1800 W
- Adjustable thermostat for desired temperature levels
- Neon indicator for power and heating
- Triple safety assurance
  - Thermostat
  - Thermal cutout
  - Safety tilt switch for proper installation
- Approved by BIS (ISI Marked)





## MAJESTY RPX12 PTC

---

- PTC technology for lower power consumption
- Two heat settings: 1000 W / 2000 W
- Adjustable thermostat for desired temperature
- Neon indicator for power and heating
- Quadra safety assurance
  - Thermostat
  - Thermal cutout
  - Thermal fuse
  - Safety tilt switch for proper installation
- Approved by BIS (ISI Marked)



## HALOGEN HEATER RHX2

---

- Two heat settings: 400 W / 800 W
- Noiseless operation
- Dual safety device
  - Safety tip over switch against tilting
  - Thermal fuse
- Approved by BIS (ISI Marked)

## Halogen Heaters



*CARBON HEATER  
CHX DUO PLUS*

## *Carbon Radiant Room Heater*

- *Two heat settings: 500 W / 1000 W*
- *Lesser illumination during operation*
- *Superior technology*
- *International design and styling*
- *Noiseless operation*
- *Dual safety assurance*
  - *Safety tip against tilting*
  - *Thermal fuse*



*DELUX ROOM HEATER*

## *Radiant Heaters*

- *Two heat settings: 1000 W / 2000 W*
- *Tilting legs*
- *SS reflector*
- *Approved by BIS (ISI Marked)*



## FLASHY ROOM HEATER

---

- Compact and stylish design
- SS reflector
- Approved by BIS (ISI Marked)



## MINOR ROOM HEATER

---

- Nickel chrome plated mesh grid
- Tilting legs
- SS reflector
- Bright nickel chrome plated reflector
- Approved by BIS (ISI marked)



# EMERGENCY LIGHTS



## ELX 36 LED EMERGENCY LIGHT

- Rechargeable 36 LED lights
- 8 W LED
- Overcharge protection
- Over discharge protection
- Discharge duration: 10-12 hrs
- Minimum & maximum charging voltage (110V AC - 270V AC)
- 6V, 4.5 Ah rechargeable battery
- Intensity : 500Lm
- Double-sided illumination



**13-15 HOURS**  
CHARGING TIME



**50000 Hrs\***  
OF LED LIFE



**36 LED**



**SMPS TECHNOLOGY**  
(SMOOTH CHARGING)



**BRIGHT CHROME  
PLATED REFLECTOR**

### *ELX16 LED EMERGENCY LIGHT*

---

- Rechargeable 16 LED lights
- 5 W LED
- Overcharge protection
- Over discharge protection
- Discharge duration: 5-6 hrs
- Minimum & maximum charging voltage (110V AC - 270V AC)
- 4V, 2.5 Ah rechargeable battery
- Intensity : 350Lm



### *EMERGENCY LIGHT ELX10*

---

- 6V 4.5Ah maintenance free rechargeable battery
- Discharge duration: tube 3-4 hrs
- Discharge and over-protection





## BRANCHES:

---

### **AHMEDABAD**

*Bajaj Electricals Limited, 106,1st Floor, Sakar-III, Opp Old High Court, Income Tax Char Rasta, Ashram Road, Ahmedabad-380009.*

### **BANGALORE**

*Bajaj Electricals Limited, Bajaj Bhavan,16, Residency Road, Bangalore-560025.*

### **BHUBANESWAR**

*Bajaj Electricals Ltd, Kharavela Nagar, Janpath, Bhubaneswar - 751001.*

### **CHENNAI**

*Bajaj Electricals Limited,navin Prsidium, 8th Floor,a-block No 103, Nelson Manickam Road, Aminjikarai, Chennai-600029.*

### **COCHIN**

*Bajaj Electricals Limited,cr1 House, 42/1107, Tata Oil Mills Road, Cochin-682018.*

### **NOIDA**

*Bajaj Electricals Limited.unit No - 432 to 434, 4th Floor, Block - A, Pacific Business Park, Plot No - 37/1, Site - IV, Sahibabad Industrial Area, Ghaziabad - 201010. Uttar Pradesh.*

### **DELHI- 1**

*Bajaj Electricals Limited, 1/10, Asaf Ali Road, New Delhi-110002.*

### **DELHI- 2**

*Bajaj Electricals Limited, DSM 514-521 (5th Floor), DLF Tower, Shivaji Marg(New Moti Nagar), New Delhi -110015.*

### **GUWAHATI**

*Bajaj Electricals Limited, Agarwal House, Christian Basti, G.S Road, Guwahati-787 005.*

### **HYDERABAD**

*Bajaj Electricals Limited, 6-3-1090/2, 3rd Floor, Vithaldas Chambers, Raj Bhavan Road, Somajiguda, Hyderabad - 500082.*

### **INDORE**

*Bajaj Electricals Ltd, 3rd Floor Commerce House, 7 Race Course Road, Indore - 452003.*

### **JAIPUR**

*Bajaj Electricals Limited, Raghukamal Nivas, M.I. Road, Jaipur - 302001.*

### **KOLKATA - 1**

*Bajaj Electricals Limited,10, Ganesh Chandra Avenue, Kolkata-700013.*

### **KOLKATA - 2**

*Bajaj Electricals Limited, 8/1,1al Bazar Street, 3rd Floor, Bikaner Build, Kolkata - 700001.*

### **LUCKNOW**

*Bajaj Electricals Limited, Shalimar Corporate Park, Titanium Park, 2nd Floor; Office No. 208 to 210, Vibhuti Khand, Gomti Nagar, Lucknow-226010.*

### **NAGPUR**

*Bajaj Electricals Limited, 2nd Floor; Saraf Court, Opp. Yashwant Stadium, Dhantoli, Nagpur-440012*

### **PATNA**

*Bajaj Electricals Limited, Kashi Place, 5th Floor, Dak Bungalow Road, Patna-800001.*

### **PUNE**

*Bajaj Electricals Limited, Manek Hall, 2, General Thimmaya Road, East Street Road, Camp, Pune - 411001.*

### **PUNE - CHAKAN**

*Bajaj Electricals Limited, Gate No 603 to 607, 382 & 426, Chakan Talegaon Road, Village-Mahalunge, Taluka-Khed, Dist: Pune - 410501.*

### **PUNE- RANJANGAON**

*Bajaj Electricals Limited, Plot No.b-7, M.I.D.C, Ranjangaon, Taluka-Shirur, Pune - 412209.*

### **RAIPUR**

*Bajaj Electricals Limited, Bajaj Bhavan, Doongaji Colony, G.E Road, Near Anupam Udyan, Raipur- 492001.*

### **RANCHI**

*Bajaj Electricals Limited, 50/B, Hatma, Opp. Sindh Kanhu Park, Kanke Road, Ranchi- 834008.*

### **MUMBAI**

*45/47, Veer Nariman Road, Fort, Mumbai, Maharashtra 400001.*

### **CHANDIGARH**

*Bajaj Electricals Ltd, Bestech Business Tower, Focal Point 1, Industrial Area. A-202, Second Floor, Phase - 9, Sector - 66, Mohali (Punjab) - 160059. Contact No. 0172-5234600.*




## **Bajaj Electricals Limited**

---

REGISTERED OFFICE: 45/47, Veer Nariman Road, Mumbai - 400 001.  
Tel: 022-2204 3841, 2204 5046, 2204 534. Fax: 022-2285 1279.

CORPORATE OFFICE: 701, Rustomjee Aspiree, Bhanu Shankar Yagnik Marg,  
Off Eastern Express Highway, Sion (E), Mumbai 400 022. Tel: 022 2406 4000.

Customer service: 022 - 4128 0000 / 1800 102 5963 (Toll Free) | [shop.bajajelectricals.com](http://shop.bajajelectricals.com) |  | 

CIN: L31500MH1938PLC009887